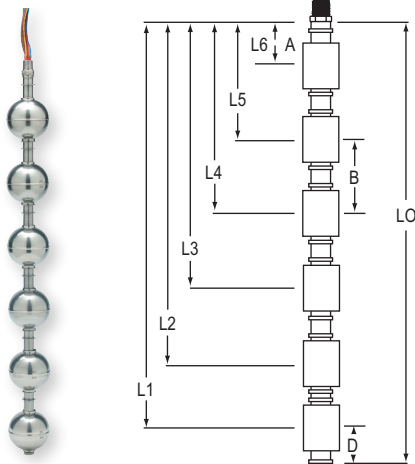
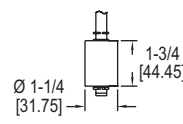


MULTI-STATION LEVEL SWITCH

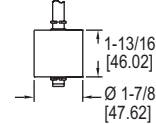
Customize To Fit Application, Up to Six 316 SS or Buna-N Floats



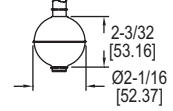
ACTUATION LEVELS		
A	B	D
1-1/2" (38.10 mm)	3" (76.20 mm)	2" (50.80 mm)
Each switching point requires one float.		
A=Minimum distance from actuation point to bottom of mounting		
B=Minimum distance between actuation levels		
D=Minimum distance from end of unit to lowest actuation point		



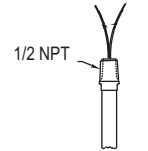
F1 Float Dimensions



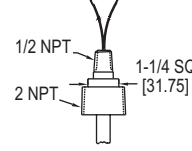
F2 Float Dimensions



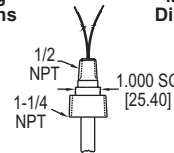
F3 Float Dimensions



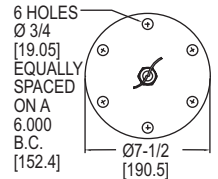
Type 1 Mounting Dimensions



Type 3 Mounting Dimensions



Type 2 Mounting Dimensions



Type 4, 5 Mounting Dimensions

The **SERIES F7-MS** Multi-Station Level Switches provides a customized level switch to meet application requirements. Switches can be configured with up to six different control points and stem lengths up to 140" (3.56 m). Stems and floats are available in 316 SS or brass, SPST or SPDT switches, and choice of mountings.

FEATURES/BENEFITS

- Customized level indication quickly and affordably
- Rugged construction with multiple options yielding exceptional versatility
- Capable of supporting larger, more buoyant floats
- Durable construction asserts long reliability in contaminated or turbulent media

APPLICATIONS

- Water level monitoring
- Oil level control
- Tank level control
- Diesel level monitoring

MODEL CHART													
Example	F7-MS	B	1	-5	F3	1	-04.00	-07.00	-11.00	-15.00	-20.00	-24.00	J
Construction	F7-MS	B	1	-5	F3	1	-04.00	-07.00	-11.00	-15.00	-20.00	-24.00	J
Stem & Connection Material		B											
Connection Type		S											
Switch Points													
Float Type													
Switch Type*													
Set Point Distance, L6†							00.00						
Set Point Distance, L5†								00.00					
Set Point Distance, L4†									00.00				
Set Point Distance, L3†										00.00			
Set Point Distance, L2†											00.00		
Set Point Distance, L1†												00.00	
Overall Length, L0													00.00
Options													J
*NO switch is standard. For NC place an "N" after the corresponding set point distance in the model number.													
†No numbers needed beyond the number of switches specified.													
Note: Models are built to your specifications													

SPECIFICATIONS

Service: Compatible liquids.

Wetted Materials: Stem, connection, and float.

Temperature Limits: Buna-N floats: 180°F (82.2°C) in water, -40 to 230°F (-40 to 110°C) in oil; SS floats: -40 to 300°F (-40 to 148.9°C).

Wire Leads: 24" (61 cm) free leads; #22 AWG, TFE jacketed, and #18 AWG polymeric.

Mounting Orientation: Vertical ±30°.

Multi-station level, 1 to 6 switch points		
Brass with beryllium copper stops		
316SS with SS ARMCO PH-15-7MO stops		
1/2" NPT (float F2, F3 only)		
1-1/4" NPT (float F1 only)		
2" NPT		
3" 150# flange carbon steel (conn. material S only, float F2, F3 only)		
Max. pressure: 150 psi (10.3 bar)		
3" 150# flange 316SS (conn. material S only, float F2, F3 only)		
Max. pressure: 150 psi (10.3 bar)		
Put 1 to 6 for the number of switch points desired		
Material	Min. s.g.	Max. Pressure
Buna-N	0.75	150 psi (10.3 bar)
Buna-N	0.55	150 psi (10.3 bar)
316SS	0.75	750 psi (51.7 bar); Units >72": 300 psi (20.7 bar)

SPST, .17 A @ 120 VAC, .08 A @ 240 VAC, .13 A @ 120 VDC, .06 A @ 240 VDC	
SPST, .8 A @ 120 VAC, .4 A @ 240 VAC	
SPDT, .17 A @ 120 VAC, .08 A @ 240 VAC, .13 A @ 120 VDC, .06 A @ 240 VDC	
In inches referenced from bottom of process connection	
In inches referenced from bottom of process connection	
In inches referenced from bottom of process connection	
In inches referenced from bottom of process connection	
In inches referenced from bottom of process connection	
In inches referenced from bottom of process connection	
Min. length is L1+D; Max. length with connection type 1: 36" (91.4 cm), type 2: 60" (152.4 cm) and types 3, 4, 5: 140" (355.6 cm)	
J Junction box for wire leads, NEMA 4 (not available with connection type 1)	

USA: California Proposition 65

⚠WARNING: Cancer and Reproductive Harm - www.P65Warnings.ca.gov