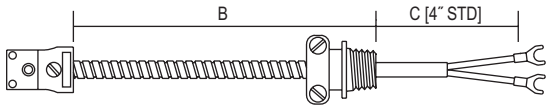




THERMOCOUPLE ACCESSORIES

EXTENSION CABLES



MODEL CODING

Fill in the appropriate numbers or letters to specify the extension cable of your choice. Fill in all boxes. If an item or dimension does not apply, fill those boxes with zeros '0'.

EC- - - -

SENSOR TYPE

- J - T/C
- K - T/C
- E - T/C
- T - T/C
- 2 - RTD 2-Wire
- 3 - RTD 3-Wire

EXTENSION TYPE

- 0 - No Extension
- 1 - Fiberglass Insulation
- 3 - Stainless Steel Overbraid
- 4 - FEP Insulation
- 5 - Stainless Steel Flex Hose
- 6 - FEP Over SS Flex Hose

TERMINAL #1

- 0 - Stripped Ends
- 1 - Lugs
- 2 - Lugs With BX
- 3 - Standard Plug
- 4 - Standard Jack
- 6 - Mini Plug
- 7 - Mini Jack
- 9 - Fastabs
- A - Fastabs With BX

TERMINAL #2

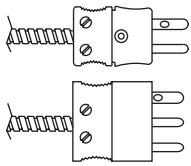
- 0 - Stripped Ends
- 1 - Lugs
- 2 - Lugs With BX
- 3 - Standard Plug
- 4 - Standard Jack
- 6 - Mini Plug
- 7 - Mini Jack
- 9 - Fastabs
- A - Fastabs With BX

ELEMENTS

- 1 - Single
- 2 - Dual



PLUGS (MALE)



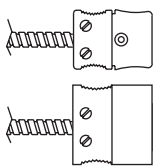
MODEL CHART - STANDARD SIZE SINGLE

Model	Type
481-0001	J
481-0002	K
481-0003	T
481-0004	Cu11 (2-wire)
481-0015	E
481-0134	Cu (3-wire)

MODEL CHART - MINIATURE SIZE SINGLE

Model	Type
481-0093	J
481-0095	K
481-0094	T
481-0098	R
481-0097	S
481-0096	E
481-0099	Cu (2-Wire)
481-0175	Cu (3-Wire)

JACKS (FEMALE)



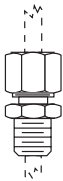
MODEL CHART - STANDARD SIZE SINGLE

Model	Type
481-0006	J
481-0007	K
481-0008	T
481-0009	Cu11 (2-Wire)
481-0016	E
481-0135	Cu (3-Wire)

MODEL CHART - MINIATURE SIZE SINGLE

Model	Type
481-0100	J
481-0102	K
481-0101	T
481-0105	R
481-0104	S
481-0103	E
481-0106	Cu (2-Wire)
481-0174	Cu (3-Wire)

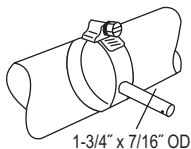
COMPRESSION FITTINGS



MODEL CHART

Model	Type OD	Thread Size	Material	Model	Type OD	Thread Size	Material
144-0012	1/8"	1/8-27 NPT	Brass	144-0014	1/4"	1/4-18 NPT	Brass
144-0020	1/8"	1/8-27 NPT	Stainless steel	144-0024	1/4"	1/8-27 NPT	Stainless steel
144-0009	3/16"	1/8-27 NPT	Brass	144-0037	.260 - .275"	1/4-18 NPT	FEP
144-0022	3/16"	1/8-27 NPT	Stainless steel				

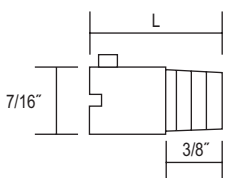
PIPE ADAPTERS



MODEL CHART

Model	Fits Pipe Diameters	Model	Fits Pipe Diameters	Model	Fits Pipe Diameters
1568-0007	1/2" to 7/8"	1568-0013	4-5/16" to 5-1/4"	1568-0024	15-3/4" to 16-1/4"
1568-0008	7/8" to 1-1/2"	1568-0020	6-1/4" to 6-3/4"	1568-0025	17-3/4" to 18-1/4"
1568-0009	1-5/16" to 2-1/4"	1568-0021	7-3/4" to 8-1/4"	1568-0027	19-3/4" to 20-1/4"
1568-0011	2-1/4" to 3-5/16"	1568-0022	9-3/4" to 10-1/4"	1568-0028	23-3/4" to 24-1/4"
1568-0012	3-5/8" to 4-1/4"	1568-0023	11-3/4" to 12-1/4"	1568-0029	29-3/4" to 30-1/4"

BAYONET ADAPTERS

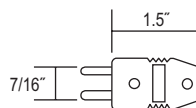


MODEL CHART

Model	L	Thread Size
1568-0001	7/8"	1/8-27 UNF
1568-0002	7/8"	3/8-24 UNF
1568-0003	1-3/8"	1/8-27 UNF
1568-0004	1-3/8"	3/8-24 UNF
1568-0005	2-1/2"	1/8-27 UNF
1568-0006	2-1/2"	3/8-24 UNF
1568-0016	2-1/2"	10 x 1.5 mm

TRANSITION ADAPTERS

These adapters convert the miniature plug on the end of the coiled cable on the Master Probe Handle to a standard lug. Simply plug the cord into the adapter.



MODEL CHART

Model	Type
481-0127	K
481-0126	J
481-0128	T

USA: California Proposition 65

⚠ WARNING: Cancer and Reproductive Harm - www.P65Warnings.ca.gov